




NEW!

PS Safety Access™

EDGESAFE®

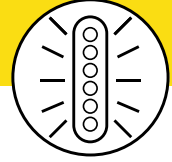
Pedestrian Awareness System



100%
Customizable



Always On Duty



Intense Visual Alerts


EDGESAFE® PEDESTRIAN AWARENESS SYSTEM (EPAS)

REDUCE ACCIDENTS BY COORDINATING PEDESTRIAN AND FORKLIFT TRAFFIC

The new EdgeSafe® Pedestrian Awareness System uses intense, attention-grabbing LED lights to alert forklift drivers to the presence of pedestrians whenever someone activates the light beam sensor by walking past. This system is both effective and flexible, making it easy to incorporate into existing gate and safety railing setups via multiple configurations. It can be as simple as an individual post with a light beam or as complex as an archway with remote light sensors.

EdgeSafe® Pedestrian Awareness System Benefits

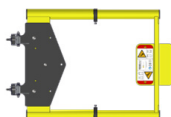
- **Increase Safety By Controlling Pedestrian Traffic** – When someone enters the area where a forklift is working, strategically positioned LED lights catch the operator’s peripheral vision, alerting them to slow down or stop.
- **Hard To Ignore, Easy To Live With** – By alerting everyone involved when an accident is possible, productivity suffers less from uncertainty and downtime.
- **Customizable, Modular Design Is Easy To Employ** – The EdgeSafe Pedestrian Awareness System is made to adapt to your plant’s unique environment (instead of the other way around).
- **As Simple Or Complex As You Need It To Be** – The EdgeSafe Pedestrian Awareness System can be as simple as an individual post with a warning light beam or as complex as an archway with remote light sensors.




Gate Options

You can choose from a variety of gate options based on your application.

1. EdgeHalt® Adjustable Safety Gate or EdgeHalt Ladder Safety Gate: Forces personnel to stop and pull the gate open when entering a hazardous area.

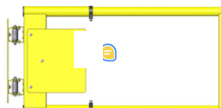


ADJUSTABLE SAFETY GATE (ASG)
(Swings one direction)



LADDER SAFETY GATE (LSG)
(Swings one direction)

2. EdgeSafe Personnel Access Gates: Allow personnel to walk straight through with no restrictions. The standard model includes a signage area to notify personnel of specific hazards.



PERSONNEL ACCESS GATE (EPAG)
(Swings both directions)



PERSONNEL ACCESS GATE SINGLE ARM (EPAGS)
(Swings both directions)

3. No Gate: Relies solely on the sensor and lights to warn personnel and provides no physical barrier to forklift traffic.

091024