

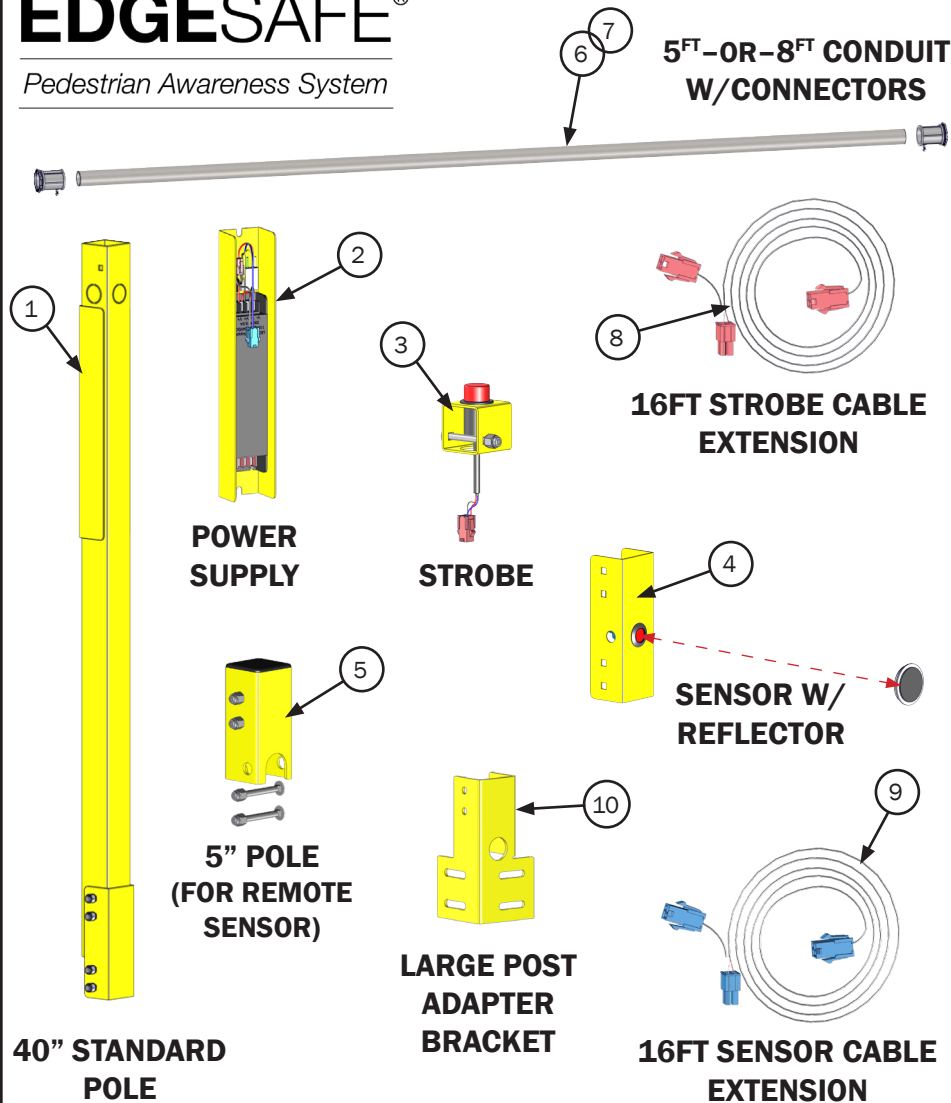
EPAS MEASURING GUIDE



1150 S. 48TH STREET, GRAND FORKS, ND 58201
Phone: 701.746.4519 | **Toll Free:** 877.446.1519
Website: pssafetyaccess.com
Email: 4psinfo@psindustries.com

EDGESAFE[®]

Pedestrian Awareness System



QUOTE REQUESTED

ORDER

SOLD/QUOTE TO:

NAME:

COMPANY:

ADDRESS:

CITY, STATE, ZIP:

PHONE:

FAX:

EMAIL:

SHIP TO:

NAME:

DATE:

ADDRESS:

P.O.#:

CITY, STATE, ZIP:

TAG:

PHONE:

SHIP VIA:

PROJECT INFO:

PROJECT NAME:

EXT. TUBE WIDTH:

(inches)

EXT. TUBE DEPTH:

(inches)

FINISH OPTION:

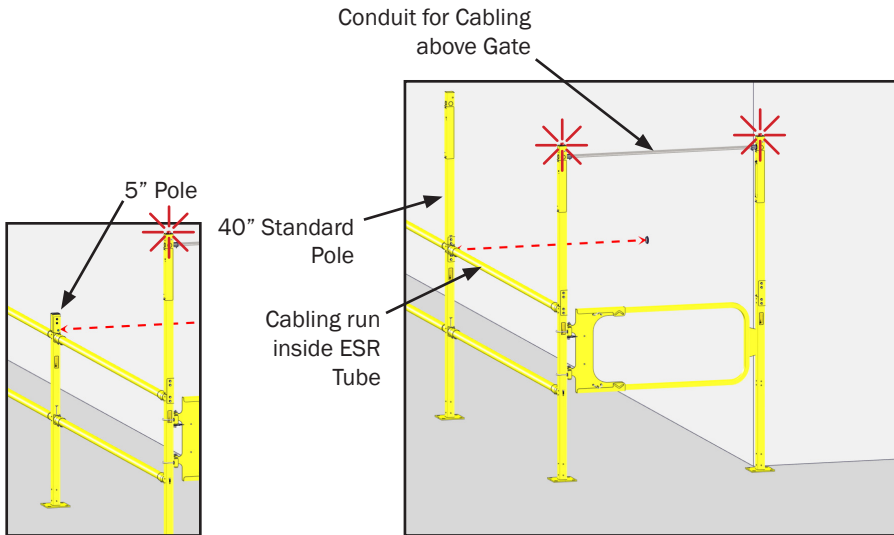
POWDER COAT SAFETY YELLOW
(STANDARD)

CUSTOM COLOR (POWDER COAT)

***For orders or product inquiries please email 4psinfo@psindustries.com**

| ITEM # | DESCRIPTION | PART # |
|--------|---------------------------------|------------------|
| 1 | EPAS;40IN POLE KIT | EPAS-POLE 40-KIT |
| 2 | EPAS;POWER SUPPLY KIT | EPAS-POWER-KIT |
| 3 | EPAS;STROBE KIT | EPAS-STROBE-KIT |
| 4 | EPAS;SENSOR KIT | EPAS-SENSOR-KIT |
| 5 | EPAS;5IN POLE KIT | EPAS-POLE 5-KIT |
| 6 | EPAS;5FT CONDUIT ASM | 517100 |
| 7 | EPAS;8FT CONDUIT ASM | 517101 |
| 8 | EPAS;STROBE CABLE EXT-16FT | 517121 |
| 9 | EPAS;SENSOR CABLE EXT-16FT | 517122 |
| 10 | EPAS;LARGE POST ADAPTER BRACKET | 517102 |

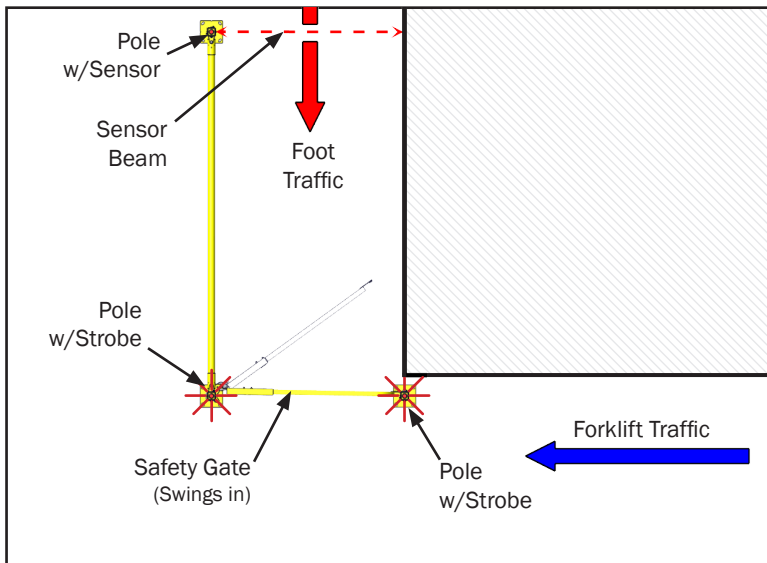
REMOTE BLIND CORNER



**ISO VIEW
(5IN POLE)**

**ISO VIEW
(40IN POLE)**

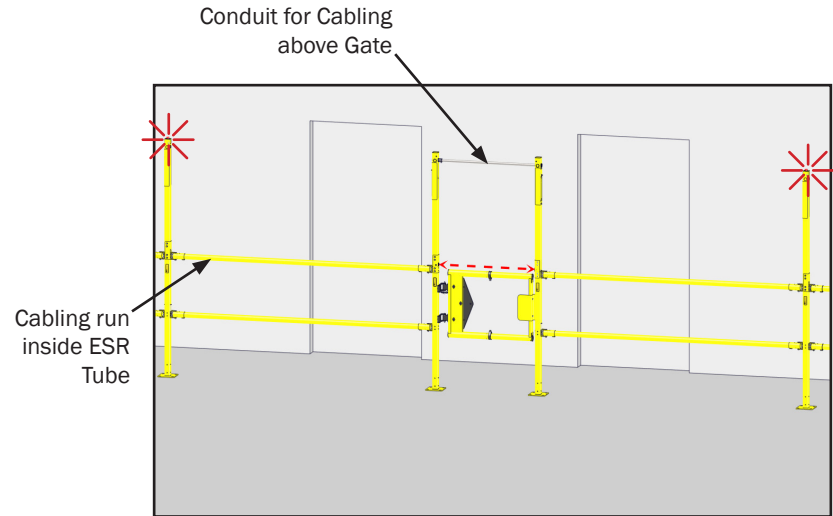
*Shown with:
Ladder Safety Gate
(LSG-4050-PCY),
Safety Railing (ESR-PCY)*



TOP VIEW

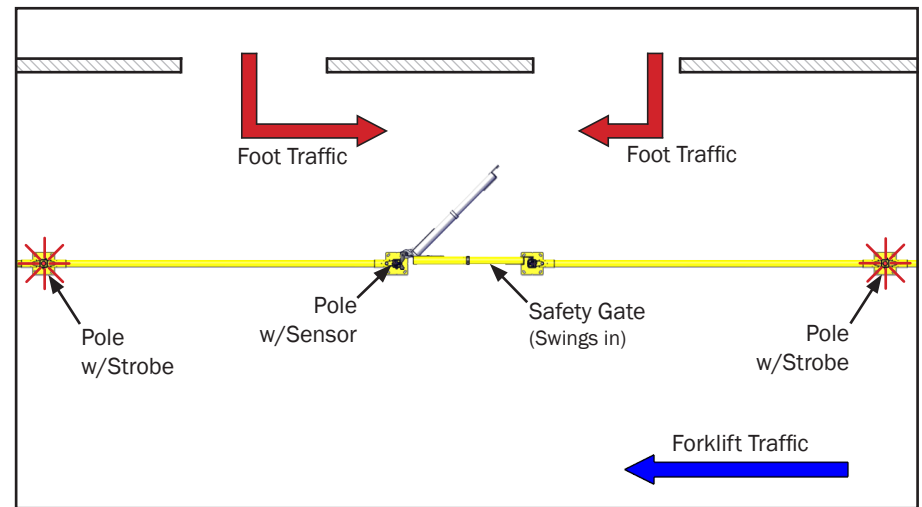
NOTICE Power Supply placed in any 40" Pole.

OFFICE EXIT



ISO VIEW

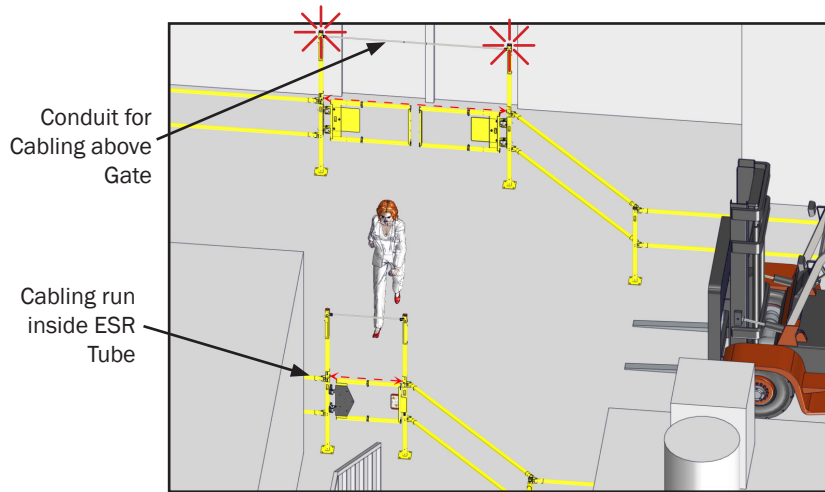
*Shown with:
Adjustable Safety Gate
(ASG-1836-PCY),
Safety Railing (ESR-PCY)*



TOP VIEW

NOTICE Power Supply placed in any 40" Pole.

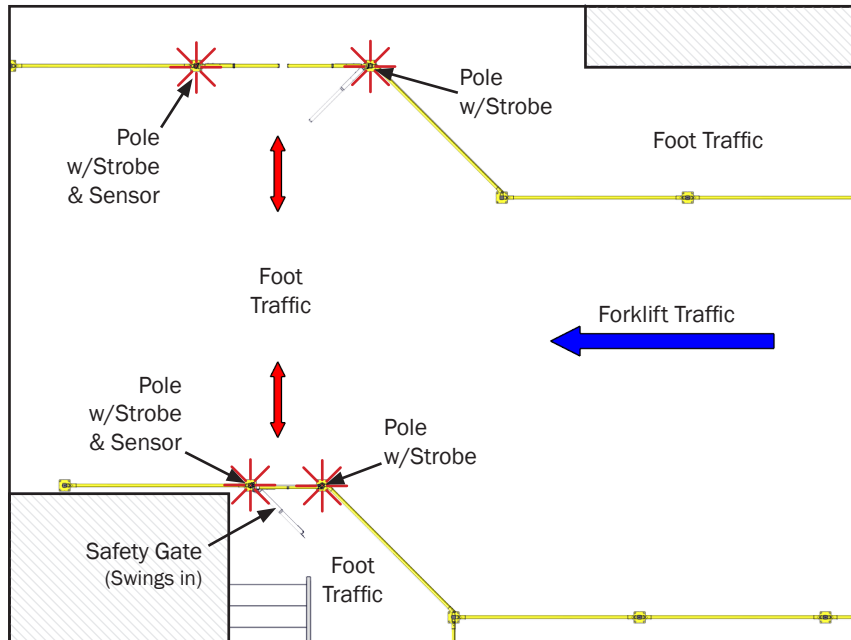
FOUR-WAY CROSSING



ISO VIEW

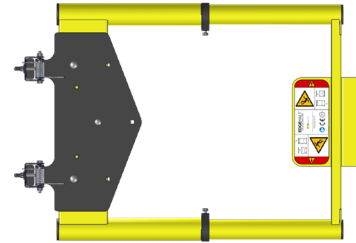
Shown with:
Adjustable Safety Gate (ASG-1836-PCY),
Pedestrian Access Gate (EPAG-2148-PCY),
Safety Railing (ESR-PCY)

NOTICE Strobes activate only on the Opening after crossed.

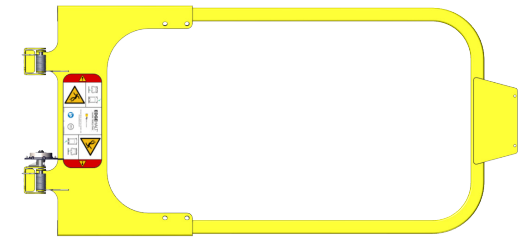


NOTICE Power Supply placed in any 40" Pole.

ADDITIONAL PRODUCTS

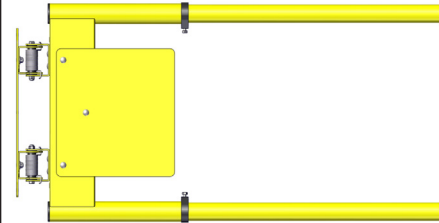


ADJUSTABLE SAFETY GATE (ASG)
(Swings one direction)



LADDER SAFETY GATE (LSG)
(Swings one direction)

NOTICE Used in situations where personnel can walk straight through from hazardous areas to safe areas but forces personnel to stop and pull the gate open when leaving a safe area and entering a hazardous area.




PERSONNEL ACCESS GATE (EPAG)
(Swings both directions)



PERSONNEL ACCESS GATE-SINGLE (EPAGS)
(Swings both directions)

NOTICE Used in situations where you choose to allow personnel to walk straight through. A large signage board is used to notify personnel of specific hazards.



EDGESAFE® RAILING SYSTEM
(Standard Pole mounts to Posts, wiring able to run through Railing)

EDGESAFE®

Pedestrian Awareness System

*Sketch project layout here, scan guide, and email to 4psinfo@psindustries.com

